Installation Instructions

IMPORTANT NOTICE - READ CAREFULLY

McGrip ("GNS" & "-3GNS") Series Compression Connectors

The A.Y. McDonald McGrip "GNS" & "-3GNS" Series compression system is a simple convenient method of connection for tube size service materials.

The simple steps listed below will make your job easier and assure fast, safe and watertight connections:

1. Service tubing should always be **snaked** in the ditch.
2. Use a tube or pipe cutter to assure a square end. Make sure pipe is round. On copper tubing, use a rounding tool, if necessary. Surface should be clean and free of nicks.
*3. Insert stiffeners **must** be used with plastic tubing.
4. Stab tube through the nut and into the socket of the valve or fitting until it bottoms out (some fittings may or may not have a stop).
5. Tighten the McGrip "GNS" & "-3GNS" Series nut to torque shown
6. **PRESSURE TEST FOR LEAKS BEFORE BACKFILLING.**
7. **USE ONLY ON COLD WATER SERVICES.**

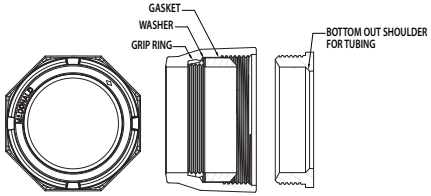

"-3GNS" Series Fittings Types of Pipe / Tubing for use with A.Y. McDonald Fittings (Tightening Torque Required)

NOMINAL SIZE	POLYETHYLENE ASTM D2239 SDR 7 PIPE*
3/4"	40 ft.-lbs.
1"	150 ft.-lbs.

"GNS" Series Fittings | Types of Pipe / Tubing for use with A.Y. McDonald Fittings (Tightening Torque Required)

NOMINAL SIZE	TYPE K OR L COPPER TUBE	POLYETHYLENE ASTM D2737 SDR 9 TUBE SIZE*	POLYBUTYLENE ASTM D2666 SDR 9 TUBE SIZE CLASS 250*
3/4"	45 ft.-lbs.	45 ft.-lbs.	45 ft.-lbs.
1"	80 ft.-lbs.	80 ft.-lbs.	80 ft.-lbs.
1 1/4"	175 ft.-lbs.	150 ft.-lbs.	150 ft.-lbs.
1 1/2"	100 ft.-lbs.	100 ft.-lbs.	100 ft.-lbs.
2"	125 ft.-lbs.	100 ft.-lbs.	100 ft.-lbs.

Installation Instructions

IMPORTANT NOTICE - READ CAREFULLY

McGrip ("GNS" & "-3GNS") Series Compression Connectors

The A.Y. McDonald McGrip "GNS" & "-3GNS" Series compression system is a simple convenient method of connection for tube size service materials.

The simple steps listed below will make your job easier and assure fast, safe and watertight connections:

1. Service tubing should always be **snaked** in the ditch.
2. Use a tube or pipe cutter to assure a square end. Make sure pipe is round. On copper tubing, use a rounding tool, if necessary. Surface should be clean and free of nicks.
*3. Insert stiffeners **must** be used with plastic tubing.
4. Stab tube through the nut and into the socket of the valve or fitting until it bottoms out (some fittings may or may not have a stop).
5. Tighten the McGrip "GNS" & "-3GNS" Series nut to torque shown
6. **PRESSURE TEST FOR LEAKS BEFORE BACKFILLING.**
7. **USE ONLY ON COLD WATER SERVICES.**

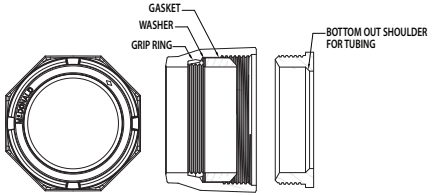

"-3GNS" Series Fittings Types of Pipe / Tubing for use with A.Y. McDonald Fittings (Tightening Torque Required)

NOMINAL SIZE	POLYETHYLENE ASTM D2239 SDR 7 PIPE*
3/4"	40 ft.-lbs.
1"	150 ft.-lbs.

"GNS" Series Fittings | Types of Pipe / Tubing for use with A.Y. McDonald Fittings (Tightening Torque Required)

NOMINAL SIZE	TYPE K OR L COPPER TUBE	POLYETHYLENE ASTM D2737 SDR 9 TUBE SIZE*	POLYBUTYLENE ASTM D2666 SDR 9 TUBE SIZE CLASS 250*
3/4"	45 ft.-lbs.	45 ft.-lbs.	45 ft.-lbs.
1"	80 ft.-lbs.	80 ft.-lbs.	80 ft.-lbs.
1 1/4"	175 ft.-lbs.	150 ft.-lbs.	150 ft.-lbs.
1 1/2"	100 ft.-lbs.	100 ft.-lbs.	100 ft.-lbs.
2"	125 ft.-lbs.	100 ft.-lbs.	100 ft.-lbs.

3210-607 800-292-2737 | sales@aymcdonald.com | aymcdonald.com 3/22

Installation Instructions

IMPORTANT NOTICE - READ CAREFULLY

McGrip ("GNS" & "-3GNS") Series Compression Connectors

The A.Y. McDonald McGrip "GNS" & "-3GNS" Series compression system is a simple convenient method of connection for tube size service materials.

The simple steps listed below will make your job easier and assure fast, safe and watertight connections:

1. Service tubing should always be **snaked** in the ditch.
2. Use a tube or pipe cutter to assure a square end. Make sure pipe is round. On copper tubing, use a rounding tool, if necessary. Surface should be clean and free of nicks.
*3. Insert stiffeners **must** be used with plastic tubing.
4. Stab tube through the nut and into the socket of the valve or fitting until it bottoms out (some fittings may or may not have a stop).
5. Tighten the McGrip "GNS" & "-3GNS" Series nut to torque shown
6. **PRESSURE TEST FOR LEAKS BEFORE BACKFILLING.**
7. **USE ONLY ON COLD WATER SERVICES.**

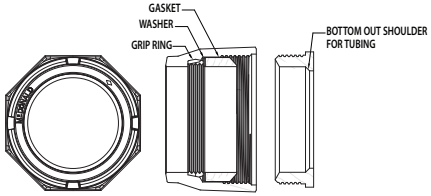

"-3GNS" Series Fittings Types of Pipe / Tubing for use with A.Y. McDonald Fittings (Tightening Torque Required)

NOMINAL SIZE	POLYETHYLENE ASTM D2239 SDR 7 PIPE*
3/4"	40 ft.-lbs.
1"	150 ft.-lbs.

"GNS" Series Fittings | Types of Pipe / Tubing for use with A.Y. McDonald Fittings (Tightening Torque Required)

NOMINAL SIZE	TYPE K OR L COPPER TUBE	POLYETHYLENE ASTM D2737 SDR 9 TUBE SIZE*	POLYBUTYLENE ASTM D2666 SDR 9 TUBE SIZE CLASS 250*
3/4"	45 ft.-lbs.	45 ft.-lbs.	45 ft.-lbs.
1"	80 ft.-lbs.	80 ft.-lbs.	80 ft.-lbs.
1 1/4"	175 ft.-lbs.	150 ft.-lbs.	150 ft.-lbs.
1 1/2"	100 ft.-lbs.	100 ft.-lbs.	100 ft.-lbs.
2"	125 ft.-lbs.	100 ft.-lbs.	100 ft.-lbs.

3210-607 800-292-2737 | sales@aymcdonald.com | aymcdonald.com 3/22

Installation Instructions

IMPORTANT NOTICE - READ CAREFULLY

McGrip ("GNS" & "-3GNS") Series Compression Connectors

The A.Y. McDonald McGrip "GNS" & "-3GNS" Series compression system is a simple convenient method of connection for tube size service materials.

The simple steps listed below will make your job easier and assure fast, safe and watertight connections:

1. Service tubing should always be **snaked** in the ditch.
2. Use a tube or pipe cutter to assure a square end. Make sure pipe is round. On copper tubing, use a rounding tool, if necessary. Surface should be clean and free of nicks.
*3. Insert stiffeners **must** be used with plastic tubing.
4. Stab tube through the nut and into the socket of the valve or fitting until it bottoms out (some fittings may or may not have a stop).
5. Tighten the McGrip "GNS" & "-3GNS" Series nut to torque shown
6. **PRESSURE TEST FOR LEAKS BEFORE BACKFILLING.**
7. **USE ONLY ON COLD WATER SERVICES.**

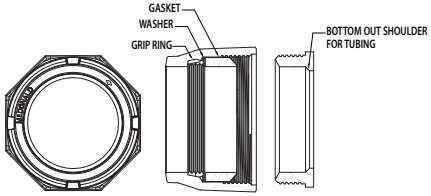

"-3GNS" Series Fittings Types of Pipe / Tubing for use with A.Y. McDonald Fittings (Tightening Torque Required)

NOMINAL SIZE	POLYETHYLENE ASTM D2239 SDR 7 PIPE*
3/4"	40 ft.-lbs.
1"	150 ft.-lbs.

"GNS" Series Fittings | Types of Pipe / Tubing for use with A.Y. McDonald Fittings (Tightening Torque Required)

NOMINAL SIZE	TYPE K OR L COPPER TUBE	POLYETHYLENE ASTM D2737 SDR 9 TUBE SIZE*	POLYBUTYLENE ASTM D2666 SDR 9 TUBE SIZE CLASS 250*
3/4"	45 ft.-lbs.	45 ft.-lbs.	45 ft.-lbs.
1"	80 ft.-lbs.	80 ft.-lbs.	80 ft.-lbs.
1 1/4"	175 ft.-lbs.	150 ft.-lbs.	150 ft.-lbs.
1 1/2"	100 ft.-lbs.	100 ft.-lbs.	100 ft.-lbs.
2"	125 ft.-lbs.	100 ft.-lbs.	100 ft.-lbs.

3210-607 800-292-2737 | sales@aymcdonald.com | aymcdonald.com 3/22

IMPORTANT NOTICE - READ CAREFULLY

McGrip ("GNS" & "-3GNS") Series Compression Connectors

A.Y. McDonald waterworks products are designed for reliable service.
Like all brass products, however, they can be damaged by improper handling and use.

CAUTIONS

1. Protect threads. Avoid loose fitting wrenches. Do not drop or impact.
2. Use extra care with high water pressures (over 100 PSIG) and pipe or tubing over 1". Consult factory if desired.
3. Inspect and test all joints, valves and fittings before backfilling.
4. Backfill carefully so as to avoid damage to the service line and connections. Looping of the service lines is recommended to minimize strain.
5. DO NOT use Vaseline®, plumber's grease, or any other petroleum based product on seals or o-rings.

Damage caused by improper use and/or handling will void our warranty

WARNING: It is unlawful in **CALIFORNIA & VERMONT (effective 1/1/2010); MARYLAND (effective 1/1/2012); LOUISIANA (effective 1/1/2013) and the UNITED STATES OF AMERICA (effective 1/4/2014)** to use any product in the installation or repair of any public water system or any plumbing in a facility or system that provides water for human consumption if the wetted surface area of the product has a weighted average lead content greater than 0.25%. This prohibition does not extend to service saddles used in California, Louisiana or under USA Public Law 111-380.

Installation Instructions

IMPORTANT NOTICE - READ CAREFULLY

McGrip ("GNS" & "-3GNS") Series Compression Connectors

A.Y. McDonald waterworks products are designed for reliable service.
Like all brass products, however, they can be damaged by improper handling and use.

CAUTIONS

1. Protect threads. Avoid loose fitting wrenches. Do not drop or impact.
2. Use extra care with high water pressures (over 100 PSIG) and pipe or tubing over 1". Consult factory if desired.
3. Inspect and test all joints, valves and fittings before backfilling.
4. Backfill carefully so as to avoid damage to the service line and connections. Looping of the service lines is recommended to minimize strain.
5. DO NOT use Vaseline®, plumber's grease, or any other petroleum based product on seals or o-rings.

Damage caused by improper use and/or handling will void our warranty

WARNING: It is unlawful in CALIFORNIA & VERMONT (effective 1/1/2010); MARYLAND (effective 1/1/2012); LOUISIANA (effective 1/1/2013) and the UNITED STATES OF AMERICA (effective 1/4/2014) to use any product in the installation or repair of any public water system or any plumbing in a facility or system that provides water for human consumption if the wetted surface area of the product has a weighted average lead content greater than 0.25%. This prohibition does not extend to service saddles used in California, Louisiana or under USA Public Law 111-380.

3210-607 800-292-2737 | sales@aymcdonald.com | aymcdonald.com 3/22

Installation Instructions

IMPORTANT NOTICE - READ CAREFULLY

McGrip ("GNS" & "-3GNS") Series Compression Connectors

A.Y. McDonald waterworks products are designed for reliable service.
Like all brass products, however, they can be damaged by improper handling and use.

CAUTIONS

1. Protect threads. Avoid loose fitting wrenches. Do not drop or impact.
2. Use extra care with high water pressures (over 100 PSIG) and pipe or tubing over 1". Consult factory if desired.
3. Inspect and test all joints, valves and fittings before backfilling.
4. Backfill carefully so as to avoid damage to the service line and connections. Looping of the service lines is recommended to minimize strain.
5. DO NOT use Vaseline®, plumber's grease, or any other petroleum based product on seals or o-rings.

Damage caused by improper use and/or handling will void our warranty

WARNING: It is unlawful in CALIFORNIA & VERMONT (effective 1/1/2010); MARYLAND (effective 1/1/2012); LOUISIANA (effective 1/1/2013) and the UNITED STATES OF AMERICA (effective 1/4/2014) to use any product in the installation or repair of any public water system or any plumbing in a facility or system that provides water for human consumption if the wetted surface area of the product has a weighted average lead content greater than 0.25%. This prohibition does not extend to service saddles used in California, Louisiana or under USA Public Law 111-380.

3210-607 800-292-2737 | sales@aymcdonald.com | aymcdonald.com 3/22

Installation Instructions

IMPORTANT NOTICE - READ CAREFULLY

McGrip ("GNS" & "-3GNS") Series Compression Connectors

A.Y. McDonald waterworks products are designed for reliable service.
Like all brass products, however, they can be damaged by improper handling and use.

CAUTIONS

1. Protect threads. Avoid loose fitting wrenches. Do not drop or impact.
2. Use extra care with high water pressures (over 100 PSIG) and pipe or tubing over 1". Consult factory if desired.
3. Inspect and test all joints, valves and fittings before backfilling.
4. Backfill carefully so as to avoid damage to the service line and connections. Looping of the service lines is recommended to minimize strain.
5. DO NOT use Vaseline®, plumber's grease, or any other petroleum based product on seals or o-rings.

Damage caused by improper use and/or handling will void our warranty

WARNING: It is unlawful in CALIFORNIA & VERMONT (effective 1/1/2010); MARYLAND (effective 1/1/2012); LOUISIANA (effective 1/1/2013) and the UNITED STATES OF AMERICA (effective 1/4/2014) to use any product in the installation or repair of any public water system or any plumbing in a facility or system that provides water for human consumption if the wetted surface area of the product has a weighted average lead content greater than 0.25%. This prohibition does not extend to service saddles used in California, Louisiana or under USA Public Law 111-380.

3210-607 800-292-2737 | sales@aymcdonald.com | aymcdonald.com 3/22