UNIVERSAL

Cambridge Coupling

A.Y. McDonald is proud to announce that MNPT Adapters, FNPT Adapters, and Larger Couplings through 2” are available for the universal Cambridge Coupling. The Cambridge Coupling has a 300 PSI working pressure rating and is simple to use. Simply insert the pipe and tighten. Once tightened onto pipe, the teeth will grip the outer surface of the pipe and provide pull out restraint.



Model #	Compression Range		Size & Type (NPT)
74753U2 3/4	0.600” - 0.900”	x	3/4” Male
74753U3 3/4	0.735” - 1.135”	x	3/4” Male
74753U4 1	1.000” - 1.400”	x	1” Male
74753U5 1	1.300” - 1.700”	x	1” Male
74753U5 1 1/2	1.300” - 1.700”	x	1 1/2” Male
74753U6 1 1/2	1.600” - 2.000”	x	1 1/2” Male
74753U7 2	1.969” - 2.381”	x	2” Male

Model #	Compression Range		Size & Type (NPT)
74754U2 3/4	0.600” - 0.900”	x	3/4” Female
74754U3 3/4	0.735” - 1.135”	x	3/4” Female
74754U4 1	1.000” - 1.400”	x	1” Female
74754U5 1	1.300” - 1.700”	x	1” Female
74754U5 1 1/2	1.300” - 1.700”	x	1 1/2” Female
74754U6 1 1/2	1.600” - 2.000”	x	1 1/2” Female
74754U7 2	1.969” - 2.381”	x	2” Female



Model #	Compression Range		Compression Range
74758U2	0.600” - 0.900”	x	0.600” - 0.900”
74758U2U3	0.600” - 0.900”	x	0.735” - 1.135”
74758U3	0.735” - 1.135”	x	0.735” - 1.135”
74758U3U4	0.735” - 1.135”	x	1.000” - 1.400”
74758U4	1.000” - 1.400”	x	1.000” - 1.400”
74758U4U5	1.000” - 1.400”	x	1.300” - 1.700”
74758U5	1.300” - 1.700”	x	1.300” - 1.700”
74758U5U6	1.300” - 1.700”	x	1.600” - 2.000”
74758U6	1.600” - 2.000”	x	1.600” - 2.000”
74758U6U7	1.600” - 2.000”	x	1.969” - 2.381”
74758U7	1.969” - 2.381”	x	1.969” - 2.381”

Materials used in coupling

- Body and nuts are made of No-Lead Waterworks Brass (C89833). All materials are NSF 61 approved for drinking water and meet US Public Law 111-380 (Bill S.3874), as well as NSF 61-G, NSF 372, and State No-Lead Laws.
- Gripper sub assembly
  - > Gripper body is made of a high performance, water resistant polymer to provide a combination of flexibility and stiffness.
  - > Stainless Steel teeth provide restraint and electrical conductivity.
  - > Rubber seals are made of NSF grade EPDM.

Pipe OD Range Per Size

Model # Call-out	Inches Min.	Inches Max.	Millimeters Min.	Millimeters Max.
U2	0.600”	0.900”	15.3 mm	22.8 mm
U3	0.735”	1.135”	18.6 mm	28.8 mm
U4	1.000”	1.400”	25.4 mm	35.6 mm

Model # Call-out	Inches Min.	Inches Max.	Millimeters Min.	Millimeters Max.
U5	1.300”	1.700”	33.0 mm	43.2 mm
U6	1.600”	2.000”	40.6 mm	50.8 mm
U7	1.969”	2.381”	50.0 mm	60.5 mm

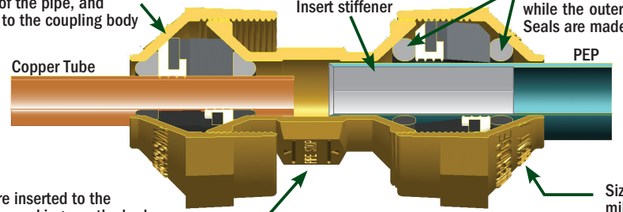

Pipe Materials	Stainessless Steel Insert	Nominal Pipe Size and Model # Call-outs 1/2”	5/8”	3/4”	1”	1 1/4”	1 1/2”	2”
Copper (CTS)	Not Required	U2	U2, U3	U2, U3	U3, U4	U4, U5	U5, U6	U7
Polybutylene, Polyethylene, PET, PEX SDR9 (CTS)	6133T	U2	U2, U3	U2, U3	U3, U4	U4, U5	U5, U6	U7
Galvanized Steel (IPS)	Not Required	U2, U3	-	U3, U4	U4, U5	U5, U6	U6	U7
Polyethylene SDR9, SDR11 (PEP-OD)	SDR9 (6137), SDR11 (6138)	-	-	U3, U4	U4, U5	U5, U6	U6	U7
PVC	Not Required	U2, U3	-	U3, U4	U4, U5	U5, U6	U6	U7
Polybutylene, Polythylene, PET, PEX SIDR7 (PEP)	6136	U2, U3	-	U3, U4	U4, U5	U6	U7	-
Lead Pipe - Strong (S or A)	Not Required	U2, U3	U3, U4	U4	U5	U5, U6	U6, U7	-
Lead Pipe - Extra Strong (XS or AA)	Not Required	U2, U3	U3, U4	U4	U5	U6	U7	-
Lead Pipe - Double Extra Strong (XXS or AAA)	Not Required	U3	U4	U4, U5	U5	U6	U7	-

Ease of Installation

Virtually any type of waterworks pipe material is acceptable, just make sure to use the appropriate range for the pipe OD. It is also recommended to use stainless inserts to reinforce all flexible plastic materials.



1 **CUT PIPE TO LENGTH:** Make a clean cut, square to the pipe using an appropriate cutter (roll cutter or shears are preferred) deburr pipe.

2 **INSERTION LENGTH:** Put the fitting beside the pipe and note the length of the pipe to be inserted (use your thumb or marker as a guide).

3 **INSERT THE PIPE:** Insert the pipe to the depth noted. (You may wish to tighten the nut to bring the rubber close to the pipe diameter before insertion).

4 **TIGHTEN THE NUT:** Using standard smooth jawed wrenches, tighten the nut to seal and grip the pipe.

5 **COMPLETION:** Continue to tighten until the nut will not move with reasonable force.

800-292-2737 | sales@aymcdonald.com | aymcdonald.com