IMPORTANT NOTICE - READ CAREFULLY

Using 558 Relubrication Tool

For 175 PSIG Relube Valves

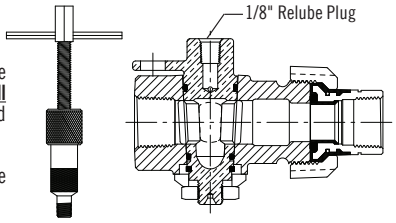

1. A.Y. McDonald 175 PSIG gas valves may be re-lubricated in the **full open or the full closed position** when the valve is pressurized or unpressurized.
2. Remove the 1/8" NPT Allen Head pipe relube plug from the re-lubrication port in the head of the valve plug.
3. Clean nozzle tip and carefully thread relube tool into relube port. Use only A.Y. McDonald approved lubricant.
4. Turn tee handle clockwise to force lubricant into valve. If immediate resistance is felt, the valve may have a hardened grease deposit which must be removed. Relube carefully to insure that valve is not overlubricated.
5. After re-lubrication, the 1/8" Allen Head pipe relube plug should be securely replaced in the relube port in the head of the valve plug.

   A small amount of gas leakage from the relube port may be observed during this procedure, depending on the amount of lubrication already in the valve body.

NOTE: Other commercially available relube tools may be used. Check with A.Y. McDonald before using.

100 PSIG gas valves do not have lube ports and cannot be relubricated.

WARNING: It is unlawful in **CALIFORNIA & VERMONT (effective 1/1/2010); MARYLAND (effective 1/1/2012); LOUISIANA (effective 1/1/2013) and the UNITED STATES OF AMERICA (effective 1/4/2014)** to use any product in the installation or repair of any public water system or any plumbing in a facility or system that provides water for human consumption if the wetted surface area of the product has a weighted average lead content greater than 0.25%. This prohibition does not extend to service saddles used in California, Louisiana or under USA Public Law 111-380.

Installation Instructions

IMPORTANT NOTICE - READ CAREFULLY

Using 558 Relubrication Tool

For 175 PSIG Relube Valves

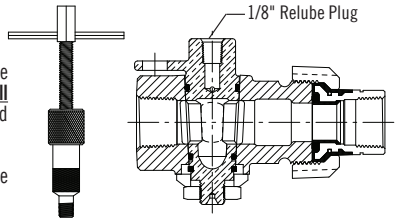

1. A.Y. McDonald 175 PSIG gas valves may be re-lubricated in the **full open or the full closed position** when the valve is pressurized or unpressurized.
2. Remove the 1/8" NPT Allen Head pipe relube plug from the re-lubrication port in the head of the valve plug.
3. Clean nozzle tip and carefully thread relube tool into relube port. Use only A.Y. McDonald approved lubricant.
4. Turn tee handle clockwise to force lubricant into valve. If immediate resistance is felt, the valve may have a hardened grease deposit which must be removed. Relube carefully to insure that valve is not overlubricated.
5. After re-lubrication, the 1/8" Allen Head pipe relube plug should be securely replaced in the relube port in the head of the valve plug.

   A small amount of gas leakage from the relube port may be observed during this procedure, depending on the amount of lubrication already in the valve body.

NOTE: Other commercially available relube tools may be used. Check with A.Y. McDonald before using.

100 PSIG gas valves do not have lube ports and cannot be relubricated.

WARNING: It is unlawful in **CALIFORNIA & VERMONT (effective 1/1/2010); MARYLAND (effective 1/1/2012); LOUISIANA (effective 1/1/2013) and the UNITED STATES OF AMERICA (effective 1/4/2014)** to use any product in the installation or repair of any public water system or any plumbing in a facility or system that provides water for human consumption if the wetted surface area of the product has a weighted average lead content greater than 0.25%. This prohibition does not extend to service saddles used in California, Louisiana or under USA Public Law 111-380.

3210-301 (OVER)

800.292.2737 | sales@aymcdonald.com | aymcdonald.com 3/22

Installation Instructions

IMPORTANT NOTICE - READ CAREFULLY

Using 558 Relubrication Tool

For 175 PSIG Relube Valves

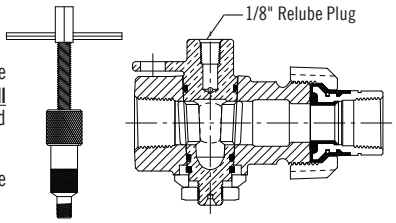

1. A.Y. McDonald 175 PSIG gas valves may be re-lubricated in the **full open or the full closed position** when the valve is pressurized or unpressurized.
2. Remove the 1/8" NPT Allen Head pipe relube plug from the re-lubrication port in the head of the valve plug.
3. Clean nozzle tip and carefully thread relube tool into relube port. Use only A.Y. McDonald approved lubricant.
4. Turn tee handle clockwise to force lubricant into valve. If immediate resistance is felt, the valve may have a hardened grease deposit which must be removed. Relube carefully to insure that valve is not overlubricated.
5. After re-lubrication, the 1/8" Allen Head pipe relube plug should be securely replaced in the relube port in the head of the valve plug.

   A small amount of gas leakage from the relube port may be observed during this procedure, depending on the amount of lubrication already in the valve body.

NOTE: Other commercially available relube tools may be used. Check with A.Y. McDonald before using.

100 PSIG gas valves do not have lube ports and cannot be relubricated.

WARNING: It is unlawful in **CALIFORNIA & VERMONT (effective 1/1/2010); MARYLAND (effective 1/1/2012); LOUISIANA (effective 1/1/2013) and the UNITED STATES OF AMERICA (effective 1/4/2014)** to use any product in the installation or repair of any public water system or any plumbing in a facility or system that provides water for human consumption if the wetted surface area of the product has a weighted average lead content greater than 0.25%. This prohibition does not extend to service saddles used in California, Louisiana or under USA Public Law 111-380.

3210-301 (OVER)

800.292.2737 | sales@aymcdonald.com | aymcdonald.com 3/22

Installation Instructions

IMPORTANT NOTICE - READ CAREFULLY

Using 558 Relubrication Tool

For 175 PSIG Relube Valves

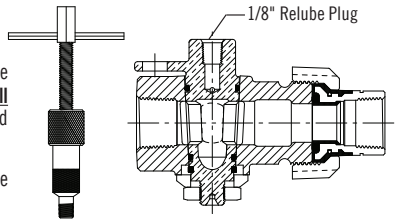

1. A.Y. McDonald 175 PSIG gas valves may be re-lubricated in the **full open or the full closed position** when the valve is pressurized or unpressurized.
2. Remove the 1/8" NPT Allen Head pipe relube plug from the re-lubrication port in the head of the valve plug.
3. Clean nozzle tip and carefully thread relube tool into relube port. Use only A.Y. McDonald approved lubricant.
4. Turn tee handle clockwise to force lubricant into valve. If immediate resistance is felt, the valve may have a hardened grease deposit which must be removed. Relube carefully to insure that valve is not overlubricated.
5. After re-lubrication, the 1/8" Allen Head pipe relube plug should be securely replaced in the relube port in the head of the valve plug.

   A small amount of gas leakage from the relube port may be observed during this procedure, depending on the amount of lubrication already in the valve body.

NOTE: Other commercially available relube tools may be used. Check with A.Y. McDonald before using.

100 PSIG gas valves do not have lube ports and cannot be relubricated.

WARNING: It is unlawful in **CALIFORNIA & VERMONT (effective 1/1/2010); MARYLAND (effective 1/1/2012); LOUISIANA (effective 1/1/2013) and the UNITED STATES OF AMERICA (effective 1/4/2014)** to use any product in the installation or repair of any public water system or any plumbing in a facility or system that provides water for human consumption if the wetted surface area of the product has a weighted average lead content greater than 0.25%. This prohibition does not extend to service saddles used in California, Louisiana or under USA Public Law 111-380.

3210-301 (OVER)

800.292.2737 | sales@aymcdonald.com | aymcdonald.com 3/22